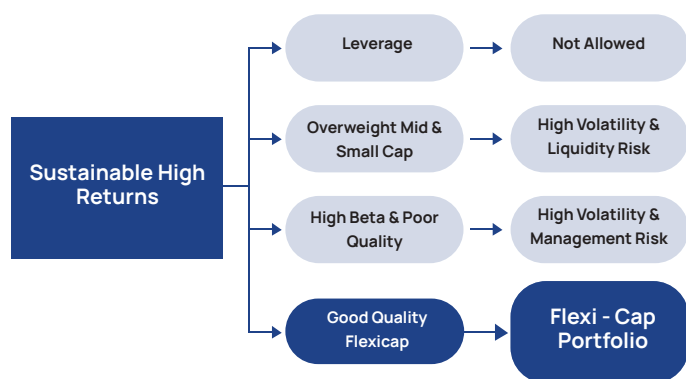


ABOUT THE FUND

Renaissance India Next portfolio is Flexi Cap oriented strategy and adopts a true to label flexi cap approach by investing in companies across market capitalizations. The portfolio shall invest in high quality, high growth companies at reasonable valuations. It is a diversified portfolio with no sector bias and is constructed on bottoms up basis with best investment ideas. The Portfolio aims to deliver superior risk adjusted returns with moderate volatility.

INVESTMENT STRATEGY OF THE PORTFOLIO

- ❖ A Flexi cap strategy focused to deliver Sustainable High Returns
- ❖ Capitalize on the opportunities offered by mid and small cap stocks
- ❖ Optimal portfolio construction which strike balance between risk and reward
- ❖ Diversified Portfolio with No Sector Bias
- ❖ High quality portfolio of 25-30 stocks



UNIQUE INVESTMENT PHILOSOPHY - (SQGARP)TM

Sustainability	Companies with sustainable and durable business models.
Quality	Superior quality businesses as demonstrated by Competitive edge, Pricing power, ROE, FCF. Good quality and competent management teams.
Growth	Business that can deliver superior growth over medium term to long term.
Price	Ability to invest at reasonable valuations. Fair value approach to valuations. Focus on economic value of business.

PORTFOLIO STRUCTURE

Particular	Comment
Investment Style	Renaissance India Next portfolio is Flexi Cap oriented strategy
Benchmark	Nifty 200 TRI-Nifty 50 TRI
Reports	Monthly Factsheet, Monthly Performance & account statement
Payments	Fund Transfer / Cheque / Stock Transfer
Platform	Portfolio Management Services
Minimum Ticket Size	INR 50 Lakhs
Investment Horizon	4-5 years
Exit Load	"Exit within 24 months -1% After 24 months - NIL"

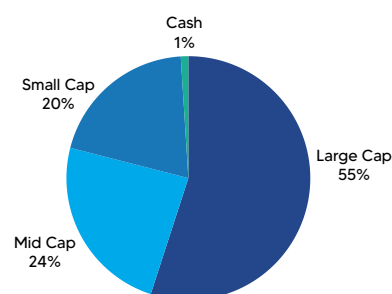
PERFORMANCE SNAPSHOT

Point to Point Returns

Particular	6 Months	1 Year	2 Year- CAGR	3 Year- CAGR	5 Year- CAGR
RINP	12.40%	-6.71%	19.43%	20.17%	33.30%
Nifty 200 TRI	12.85%	-4.02%	16.08%	13.82%	19.47%
Nifty 50 TRI	11.33%	-2.01%	14.01%	12.49%	17.91%

Returns are for all clients on TWRR basis. The performance related information provided herein is not verified by SEBI.

MARKET CAP

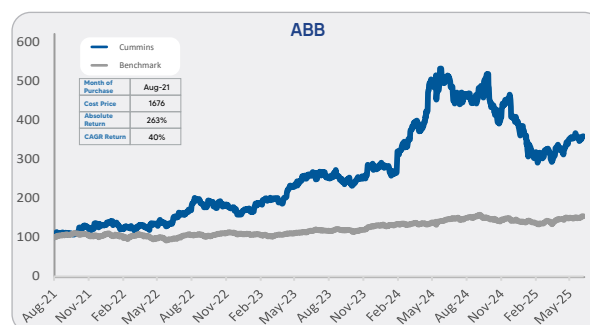


TOP STOCKS

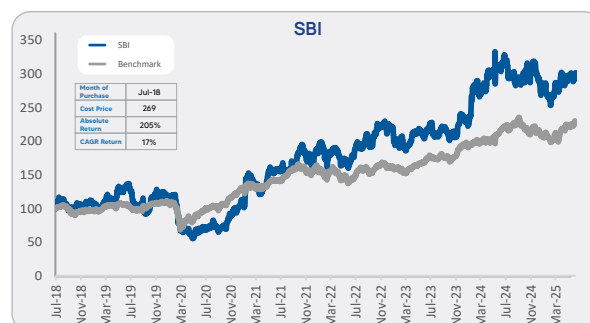
Company	Weight	Sector	Weight
HDFC BANK LTD	9.28%	BFSI	33.58%
TECH MAHINDRA LTD	6.13%	INFORMATION TECHNOLOGY	11.32%
RELIANCE INDUSTRIES LTD	5.44%	PHARMA & CHEMICALS	11.28%
ONE 97 COMMUNICATIONS LTD	5.21%	CONSUMER DISCRETIONARY	11.21%
INFOSYS LTD	5.19%	INTERNET	10.72%

TOP SECTORS

WEALTH COMPOUNDERS



*Source: Stock-index prices from NSE, Data as of 30th June-25



*Source: Stock-index prices from NSE, Data as of 30th June-25